

Chitrakut Holdings Ltd.

1/1, Camac Street, 3rd Floor, Suite No. 7
Kolkata - 700016
Tel. : (033) 4003 8921
E-mail : info@chitrakutholdings.com
Website : www.chitrakutholdings.com
CIN: L51909WB1988PLC044765

Date: 18th January, 2023

To,

The Calcutta Stock Exchange Ltd.
7, Lyons Range,
Calcutta- 700 001

Metropolitan Stock Exchange of India Limited
Vibgyor Towers, 4th floor, Plot No C 62, G - Block,
Opp. Trident Hotel, Bandra Kurla Complex, Bandra (E),
Mumbai – 400 098

Dear Sir / Madam,

Sub: Submission of Shareholding Pattern as on quarter ending 31st December, 2022.

Please find enclosed herewith the Shareholding Pattern as per **Regulation 31** of the Securities and Exchange Board of India (Listing Obligations and Disclosure Requirements) Regulations, 2015 (“Listing Regulations”) for the quarter ending **31st December, 2022**.

Please confirm and acknowledge receipt.


Thanking you,

Yours faithfully,

For Chitrakut Holdings Limited

Rajendra Kumar Saraogi

Rajendra Kumar Saraogi
DIN - 00007503



Format of holding of specified securities

Annexure - I

- 1 **Name of Listed Entity : CHITRAKUT HOLDINGS LTD.**
- 2 Scrip Code/Name of Scrip/Class of Security :
- 3 Share Holding Pattern Filed under: Reg. 31(1) (b) : **Quarter Ended 31/12/2022**
- 4 Declaration:

	Particulars	Yes	No
1	Whether the Listed Entity has issued any partly paid up shares		NO
2	Whether the Listed Entity has issued any Convertible Securities or Warrants?		NO
3	Whether the Listed Entity has any shares against which depository receipt are issued?		NO
4	Whether the Listed Entity has any shares in locked-in?		NO
5	Whether any shares held by promoters are pledge or otherwise encumbered?		NO

- 5 The tabular format for disclosure of holding of specified securities is as follows:-



Table I - Summary Statement holding of specified securities

Category (i)	Category of shareholder (ii)	Nos. of shareholders (iii)	No. of fully paid-up shares held (iv)	No. of partly paid-up equity shares held (v)	No. of shares underlying Depository Receipt (vi)	Total nos. shares held (vii) = (iv)+(v)+(vi)	Shareholding as a % of total no. of shares (calculated as per SCRR, 1957) (viii) As a % of (A+B+C2)	Number of Voting Rights held in each class of securities (ix)		No. of Shares Underlying convertible securities (including Warrants) (x)	Shareholding as a % assuming full conversion of convertible securities as a percentage of diluted share capital (xi)=(vii)+(x) as a % of (A+B+C)	Number of Locked in shares (xii)		Number of Shares pledged or otherwise encumbered (xiii)		Number of equity shares held in dematerialized form (xiv)
								Class eg: x	Class eg: y			No. (a)	As a % of total Shares held (b)	No. (a)	As a % of total Shares held (b)	
	Promoter & Promoter Group	13	1651300	0	0	1651300	22.559	1651300	0	0	22.559	0	0.000	0	0.000	1651300
(A)	Public	1083	5668698	0	0	5668698	77.441	5668698	0	0	77.441	0	0.000	0	0.000	0
(B)	Non Promoter - Non Public															
(C)	Shares underlying DRs															
(C1)	Shares held by Employee Trusts															
(C2)																
	TOTAL	1096	7319998	0	0	7319998	100.000	7319998	0	0	100.000	0	0.000	0	0.000	1651300




Table II - Statement showing shareholding pattern of the Promoter and Promoter Group

Category & Name of shareholders	PAN (i)	Nos. of shares held (ii)	No. of equity participations held (iii)	No. of equity shares held (iv)	No. of Depository Receipts (v)	Total nos. shares held (vi) = (iii)+(iv)+(v)	Shareholding As a % of (A+B+C+D) (vii)	Number of Voting Rights held in each class of securities (ix)			No. of Shares including Outstanding securities (including Warrants) (X)	Shareholding as a % of conversion of convertible securities (as a percentage of pre-conversion capital) (XI) = (X)/(A+B+C)	Number of Locked in shares (xii)		Number of Shares pledged or otherwise encumbered (xiii)		Number of equity shares held in dematerialized form (XIV)
								Class	No. of Voting Rights	Total			No. (a)	As a % of total Shares held (b)	No. (a)	As a % of total Shares held (b)	
(1) Indian		0	0	0	0	0	0.000	0	0	0	0.000	0	0.000	0	0.000	0	0
(a) Individuals/Hindu undivided Family		13	1651300	0	0	1651300	22.559	1651300	0	1651300	22.559	0	0.000	0	0.000	0	1651300
BIMALA DEVI JAIN	ACKPJ7135P	0	143400	0	0	143400	1.959	143400	0	143400	1.959	0	0.000	0	0.000	0	143400
DILIP KUMAR	AUUPS943BD	0	60000	0	0	60000	0.820	60000	0	60000	0.820	0	0.000	0	0.000	0	60000
SARAOGI	AUUPS943BD	0	60000	0	0	60000	0.820	60000	0	60000	0.820	0	0.000	0	0.000	0	60000
KAILASH CHAND		0	288000	0	0	288000	3.934	288000	0	288000	3.934	0	0.000	0	0.000	0	288000
SARAOGI	AUUPS9437N	0	288000	0	0	288000	3.934	288000	0	288000	3.934	0	0.000	0	0.000	0	288000
MAHENDRA KUMAR JAIN	ACTPI6935E	0	148800	0	0	148800	2.033	148800	0	148800	2.033	0	0.000	0	0.000	0	148800
MAHENDRA KUMAR JAIN	AACHM9109A	0	145400	0	0	145400	1.986	145400	0	145400	1.986	0	0.000	0	0.000	0	145400
MEENA DEVI JAIN	ACKPJ7133M	0	91000	0	0	91000	1.243	91000	0	91000	1.243	0	0.000	0	0.000	0	91000
PROMOTER GROUP		0	143600	0	0	143600	1.962	143600	0	143600	1.962	0	0.000	0	0.000	0	143600
PROMOTER GROUP	ACTPI6237F	0	100000	0	0	100000	1.366	100000	0	100000	1.366	0	0.000	0	0.000	0	100000
NEELAM JAIN	ACKPJ7136Q	0	70000	0	0	70000	0.956	70000	0	70000	0.956	0	0.000	0	0.000	0	70000
PROMOTER GROUP		0	75000	0	0	75000	1.025	75000	0	75000	1.025	0	0.000	0	0.000	0	75000
PREM LATA DEVI	AUUPS9439C	0	173000	0	0	173000	2.363	173000	0	173000	2.363	0	0.000	0	0.000	0	173000
PROMOTER GROUP	ACKPJ7134N	0	148000	0	0	148000	2.022	148000	0	148000	2.022	0	0.000	0	0.000	0	148000
SHREE CHAND	ACKPJ7132L	0	65100	0	0	65100	0.889	65100	0	65100	0.889	0	0.000	0	0.000	0	65100
SARAOGI	AUUPS9436P	0	0	0	0	0	0.000	0	0	0	0.000	0	0.000	0	0.000	0	0
Central Government/State Government(s)		0	0	0	0	0	0.000	0	0	0	0.000	0	0.000	0	0.000	0	0
Financial Institutions/Banks		0	0	0	0	0	0.000	0	0	0	0.000	0	0.000	0	0.000	0	0
Any Other		0	0	0	0	0	0.000	0	0	0	0.000	0	0.000	0	0.000	0	0
Bodies Corporate		0	0	0	0	0	0.000	0	0	0	0.000	0	0.000	0	0.000	0	0
Trusts		0	0	0	0	0	0.000	0	0	0	0.000	0	0.000	0	0.000	0	0
Clearing Members		0	0	0	0	0	0.000	0	0	0	0.000	0	0.000	0	0.000	0	0
Sub-Total (A)(1)		13	1651300	0	0	1651300	22.559	1651300	0	1651300	22.559	0	0.000	0	0.000	0	1651300
Foreign		0	0	0	0	0	0.000	0	0	0	0.000	0	0.000	0	0.000	0	0
Individuals (Non-Resident)		0	0	0	0	0	0.000	0	0	0	0.000	0	0.000	0	0.000	0	0
Individuals/Foreign Individuals		0	0	0	0	0	0.000	0	0	0	0.000	0	0.000	0	0.000	0	0
Government		0	0	0	0	0	0.000	0	0	0	0.000	0	0.000	0	0.000	0	0
Institutions		0	0	0	0	0	0.000	0	0	0	0.000	0	0.000	0	0.000	0	0
Foreign Portfolio Investor		0	0	0	0	0	0.000	0	0	0	0.000	0	0.000	0	0.000	0	0
Any Other		0	0	0	0	0	0.000	0	0	0	0.000	0	0.000	0	0.000	0	0
OCBs		0	0	0	0	0	0.000	0	0	0	0.000	0	0.000	0	0.000	0	0
QFI - Individual		0	0	0	0	0	0.000	0	0	0	0.000	0	0.000	0	0.000	0	0
QFI - Corporate		0	0	0	0	0	0.000	0	0	0	0.000	0	0.000	0	0.000	0	0
Sub-Total (A)(2)		0	0	0	0	0	0.000	0	0	0	0.000	0	0.000	0	0.000	0	0
Total Shareholding of Promoter and Promoter Group (A)(1)+(A)(2)		13	1651300	0	0	1651300	22.559	1651300	0	1651300	22.559	0	0.000	0	0.000	0	1651300



Table III - Statement showing shareholding pattern of the Public shareholder

Category & Name of shareholders (i)	PAN (ii)	Nos. of shareholders (iii)	No. of fully paid up equity shares held (iv)	No. of partly paid-up equity shares held (v)	Nos. of shares underlying Depository Receipt (vi)	Total nos. shares held (VII) = (IV)+(V)+(VI)	Shareholding g % calculated as per SCRR, 1957 As a % of (A+B+C2) (VIII)	Number of Voting Rights held in each class of securities (IX)			No. of Underlying convertible securities (Including Warrants) (X)	Shareholding as a % assuming conversion of convertible securities (as a percentage of diluted share capital) (XI) = (VII)+(X) as a % of (A+B+C)	Number of Locked in shares (XII)		Number of Shares pledged or otherwise encumbered (a)	As a % of total Shares held (b)	Number of equity shares held in dematerialized form (XIV)	Sub-categorization of shares (XV)		
								Class x	Class y	Total			No. (a)	As a % of total Shares held (b)				Sub-category (i)	Sub-category (ii)	Sub-category (iii)
(a) Institutions (Domestic)		0	0	0	0	0	0.000	0	0	0	0.000	0	0.000	0	0.000	0				
(b) Mutual Funds		0	0	0	0	0	0.000	0	0	0	0.000	0	0.000	0	0.000	0				
(c) Venture Capital		0	0	0	0	0	0.000	0	0	0	0.000	0	0.000	0	0.000	0				
(d) Alternate Investment Funds		0	0	0	0	0	0.000	0	0	0	0.000	0	0.000	0	0.000	0				
(e) Financial Institutions/Banks		0	0	0	0	0	0.000	0	0	0	0.000	0	0.000	0	0.000	0				
(f) Insurance Companies		0	0	0	0	0	0.000	0	0	0	0.000	0	0.000	0	0.000	0				
(g) Companies		0	0	0	0	0	0.000	0	0	0	0.000	0	0.000	0	0.000	0				
(h) Provident Funds/Pension Funds		0	0	0	0	0	0.000	0	0	0	0.000	0	0.000	0	0.000	0				
(i) Asset Reconstruction Companies		0	0	0	0	0	0.000	0	0	0	0.000	0	0.000	0	0.000	0				
(j) Sovereign Wealth Funds		0	0	0	0	0	0.000	0	0	0	0.000	0	0.000	0	0.000	0				
(k) NBFCs registered with RBI		0	0	0	0	0	0.000	0	0	0	0.000	0	0.000	0	0.000	0				
(l) Other Financial Institutions		0	0	0	0	0	0.000	0	0	0	0.000	0	0.000	0	0.000	0				
(m) Any Other		0	0	0	0	0	0.000	0	0	0	0.000	0	0.000	0	0.000	0				
(n) Sub-Total (B)(1)		0	0	0	0	0	0.000	0	0	0	0.000	0	0.000	0	0.000	0				
(2) Institutions (Foreign)		0	0	0	0	0	0.000	0	0	0	0.000	0	0.000	0	0.000	0				
(a) Foreign Direct Investment		0	0	0	0	0	0.000	0	0	0	0.000	0	0.000	0	0.000	0				
(b) Foreign Venture Capital Investors		0	0	0	0	0	0.000	0	0	0	0.000	0	0.000	0	0.000	0				
(c) Sovereign Wealth Funds		0	0	0	0	0	0.000	0	0	0	0.000	0	0.000	0	0.000	0				
(d) Foreign Portfolio Investors		0	0	0	0	0	0.000	0	0	0	0.000	0	0.000	0	0.000	0				
(e) Category I		0	0	0	0	0	0.000	0	0	0	0.000	0	0.000	0	0.000	0				
(f) Category II		0	0	0	0	0	0.000	0	0	0	0.000	0	0.000	0	0.000	0				
(3) Overseas Depositors (holding DRs/balancing figure)		0	0	0	0	0	0.000	0	0	0	0.000	0	0.000	0	0.000	0				
(a) QFI Corporate		0	0	0	0	0	0.000	0	0	0	0.000	0	0.000	0	0.000	0				
(b) FPI - CORPORATE - CAT-III		0	0	0	0	0	0.000	0	0	0	0.000	0	0.000	0	0.000	0				
(c) Sub-Total (B)(2)		0	0	0	0	0	0.000	0	0	0	0.000	0	0.000	0	0.000	0				
(3) Central Government/State Government(s)		0	0	0	0	0	0.000	0	0	0	0.000	0	0.000	0	0.000	0				



Table IV - Statement showing shareholding pattern of the Non Promoter - Non Public shareholder

Category & Name of shareholders (I)	PAN (II)	Nos. of shareholders (III)	No. of fully paid up equity shares held (IV)	No. of partly paid-up equity shares held (V)	Nos. of shares underlying Depository Receipt (VI)	Total nos. shares held (VII) = (IV)+(V)+(VI)	Shareholding % calculated as per SCRR, 1957 As a % of (A+B+C2) (VII)	Number of Voting Rights held in each class of securities (IX)			No. of Shares Underlying convertible securities (including Warrants) (X)	Shareholding as a % assuming full conversion of convertible securities (as a percentage of diluted share capital) (XI) = (VII)+(X) as a % of (A+B+C)	Number of Locked in shares (XII)		Number of Shares pledged or otherwise encumbered (XIII)	Number of equity shares held in dematerialized form (XIV)
								No. of Voting Rights		As a % of total Shares held (b)			No. (a)	As a % of total Shares held (b)		
								Class x	Class y						Total	
(1) Custodian, DR Holder																
(2) Employee Benefit Trust (under SEBI (share based Employee Benefit) Regulations, 2014																
Total Non-Promoter - Non-Public Shareholding (C)=(I)+(C)+(2)																




Table V - Statement showing shareholding details of significant beneficial owner

		<i>Details of the significant beneficial owner (I)</i>		<i>Details of the registered owner (II)</i>			<i>Details of holding/ exercise of right of the SBO in the reporting company, whether direct or indirect : (III) Whether by virtue of:</i>					
Sr No.	Name	PAN/Passport No. in case of a foreign national	Nationality	Name	PAN/Passport No. in case of a foreign national	Nationality	Shares %	Voting rights %	Rights on distributable dividend or any other distribution %	Exercise of control	Exercise of significant influence	Date of creation / acquisition of significant beneficial interest (IV)

